

Scaled data based on original data using  
LM-79-08 Approved Method: Electrical and Photometric Measurements of Solid-  
State Lighting Products

Test Report Prepared for  
Cooper Lighting Solutions  
(formerly Eaton)

Brand: McGRAW-EDISON

Report Number: P145312

Luminaire Tested: **VPL-E02-LED-E1-GL3-7060**

Issue Date: 3/3/2020

**Test Information**

Test Method: LM-79-08  
Report Number: P145312  
REPORT IS SCALED FROM IESNA LM-79-08 TEST DATA (P33702)  
Test Lab: INNOVATION CENTER-P3  
Issue Date: 3/3/2020  
Manufacturer: COOPER LIGHTING SOLUTIONS (FORMERLY EATON)  
Product Line: MCGRAW-EDISON  
Catalog Number: VPL-E02-LED-E1-GL3-7060  
Description: VALET LED LUMINAIRE  
(2) LIGHTBARS WITH AccuLED OPTICS - TYPE 3 W/ GLARE CONTROL  
Light Source: (42) 5700K CCT, 70 CRI LEDs  
Ballast/Driver: -

**Summary**

Lumens per Lamp: N/A  
Luminaire Lumens: 6092.4 lumens  
Efficiency: N/A  
Efficacy: 116.9 lumens/watt  
Luminous Opening: Rectangular (W 0.33' x L: 1' x H: 0')  
IES Classification: Type III - Short - Semi-Cutoff  
BUG Rating: B1 - U0 - G2

Input Watts (W): 52.1  
Input Voltage (V): NR  
Input Current (Ain): NR  
Voltage Rise (V): NR  
Power Factor: NR  
Total Harmonic Distortion (THDi): NR  
Frequency (hertz): 60  
Stabilization Time: NR  
Operation Time: NR  
Ambient Temperature (°C): NR  
Test Distance: 25 FT

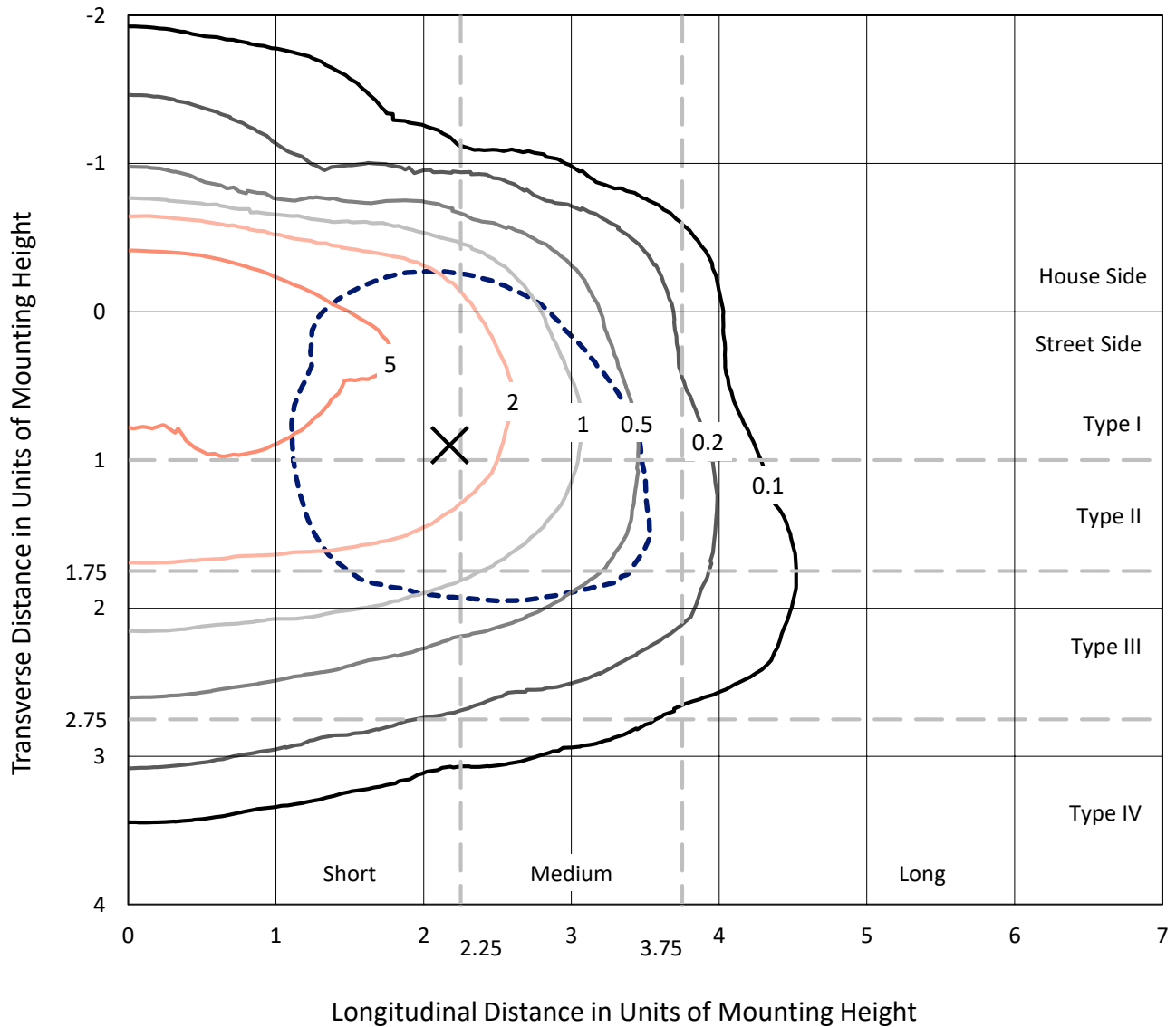


REPORT NUMBER: P145312

CATALOG NUMBER: VPL-E02-LED-E1-GL3-7060

### Iso-Footcandle Lines of Horizontal Illumination

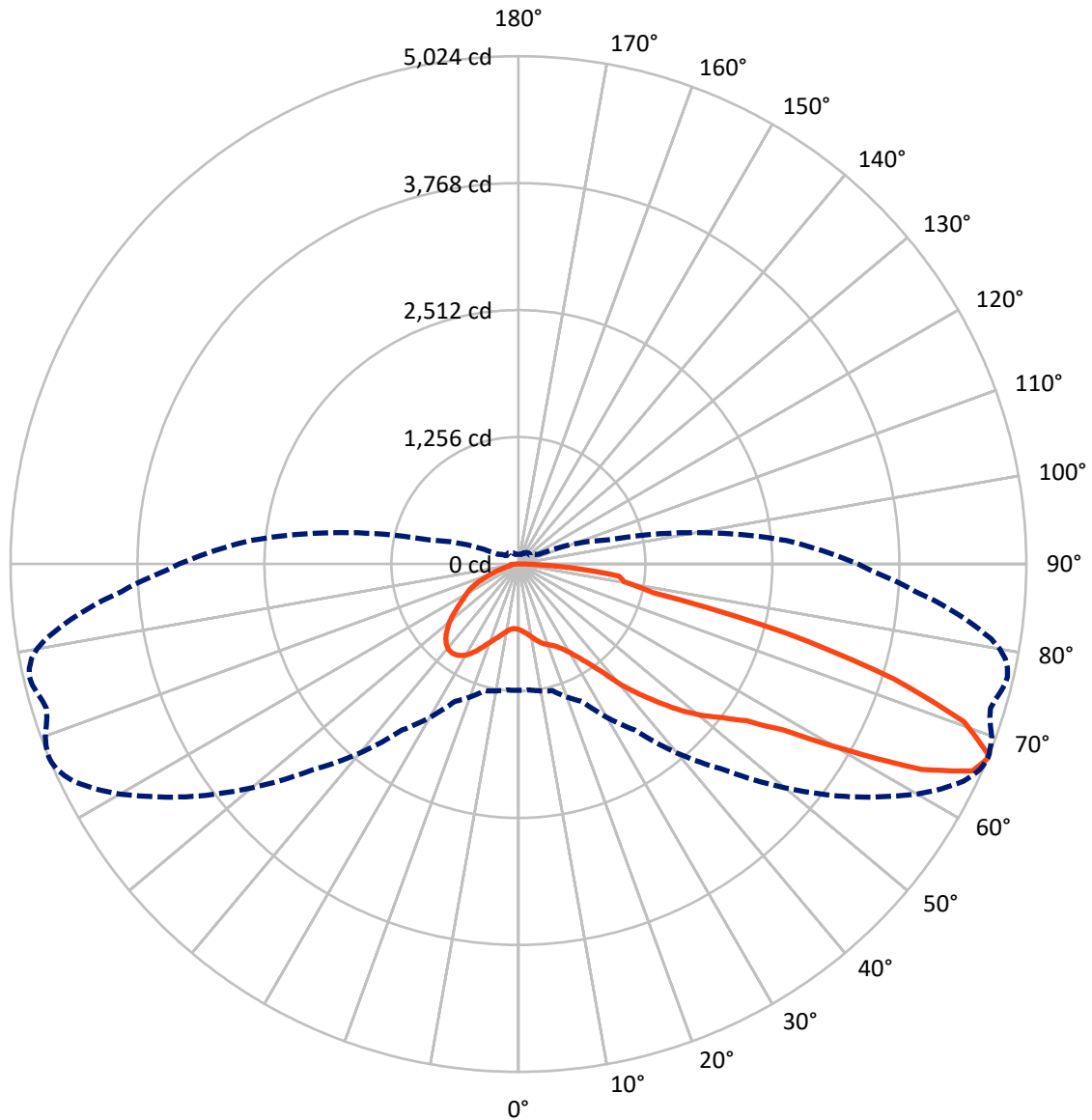
✕ Max cd  
 - - - 1/2 Max cd



Based on 10 foot mounting height. Maximum calculated value = 8.2 fc  
 Type III - Short - Semi-Cutoff

REPORT NUMBER: P145312  
CATALOG NUMBER: VPL-E02-LED-E1-GL3-7060

### Luminous Intensity Polar Plot



— Vertical Plane Through 67.5-Deg Lateral    - - - Horizontal Cone Through 67-Deg Vertical

REPORT NUMBER: P145312

CATALOG NUMBER: VPL-E02-LED-E1-GL3-7060

**FLUX DISTRIBUTION:**

		Downward	Upward	Total
<b>House Side</b>	Lumens	1442.7	0.0	1442.7
	% Fixture	23.7	0.0	23.7
<b>Street Side</b>	Lumens	4649.7	0.0	4649.7
	% Fixture	76.3	0.0	76.3
<b>Total</b>	Lumens	6092.4	0.0	6092.4
	% Fixture	100.0	0.0	100.0

**Coefficient of Utilization**

**ZONAL LUMENS:**

Zone	Lumens	% Fixture
0°-10°	64.7	1.1
10°-20°	221.5	3.6
20°-30°	394.3	6.5
30°-40°	574.4	9.4
40°-50°	885.0	14.5
50°-60°	1296.1	21.3
60°-70°	1721.1	28.2
70°-80°	811.3	13.3
80°-90°	124.0	2.0
90°-100°	0.0	0.0
100°-110°	0.0	0.0
110°-120°	0.0	0.0
120°-130°	0.0	0.0
130°-140°	0.0	0.0
140°-150°	0.0	0.0
150°-160°	0.0	0.0
160°-170°	0.0	0.0
170°-180°	0.0	0.0
0°-90°	6092.4	100.0
0°-180°	6092.4	100.0



REPORT NUMBER: P145312

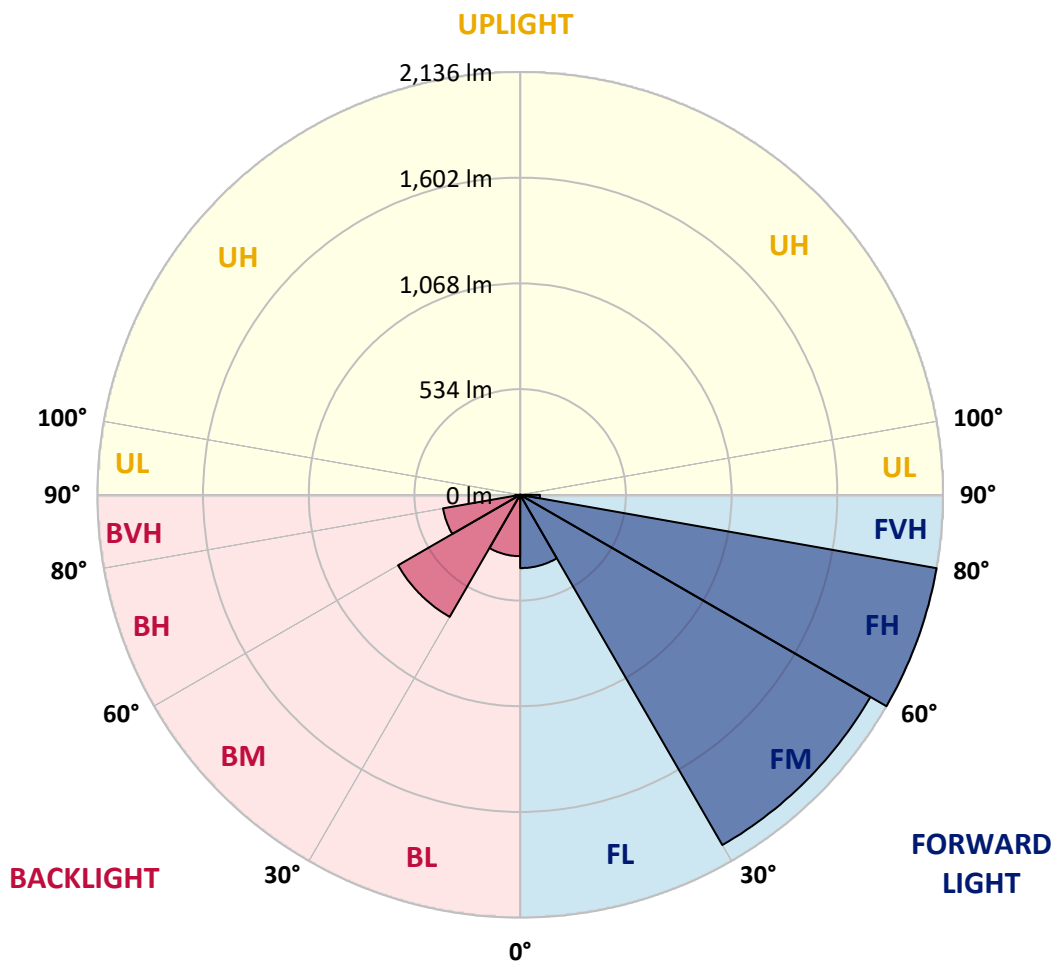
CATALOG NUMBER: VPL-E02-LED-E1-GL3-7060

**LUMINAIRE CLASSIFICATION SYSTEM LUMEN TABLE AND BUG RATING:**

Zone		Lumens	% Fixture	Zone Rating/Lumen Limit		
				B	U	G
FL	(0°-30°)	370.4	6.1			
FM	(30°-60°)	2043.1	33.5			
FH	(60°-80°)	2136.3	35.1			G2/5000
FVH	(80°-90°)	99.9	1.6			G1/100
BL	(0°-30°)	310.1	5.1	B1/500		
BM	(30°-60°)	712.4	11.7	B1/1000		
BH	(60°-80°)	396.1	6.5	B1/500		G1/500
BVH	(80°-90°)	24.1	0.4			G1/100
UL	(90°-100°)	0.0	0.0		U0/0	
UH	(100°-180°)	0.0	0.0		U0/0	

**BUG Rating: B1-U0-G2**

Type III Short





REPORT NUMBER: P145312

CATALOG NUMBER: VPL-E02-LED-E1-GL3-7060

**CANDELA DISTRIBUTION (FULL):**

	0°	5°	15°	25°	35°	45°	55°	60°	61°	62°	64°
0°	648.1	648.1	648.1	648.1	648.1	648.1	648.1	648.1	648.1	648.1	648.1
2.5°	680.5	677.6	678.1	679.3	675.2	673.1	668.6	665.7	665.3	664.9	663.3
5°	720.3	717.5	718.7	715.4	707.6	702.3	692.8	687.9	687.1	686.3	684.2
7.5°	761.8	758.1	754.0	750.3	741.7	733.0	720.7	713.3	712.5	711.3	710.1
10°	811.0	805.7	802.4	790.9	776.1	764.2	751.9	744.1	743.7	742.5	740.0
12.5°	866.4	860.7	854.5	839.4	816.4	798.7	784.4	779.8	776.1	776.6	774.1
15°	921.4	915.3	907.1	887.8	857.4	831.1	812.7	806.1	806.5	804.5	805.7
17.5°	967.8	962.5	950.6	926.0	890.7	854.5	831.1	828.3	829.1	828.7	829.9
20°	998.2	994.9	976.9	947.3	907.5	867.7	843.9	843.9	844.3	845.9	848.8
22.5°	1016.7	1011.7	987.9	946.5	907.1	873.8	855.4	859.5	861.9	863.2	867.7
25°	1026.9	1020.8	988.3	933.3	893.1	878.3	872.6	882.9	887.0	889.0	896.4
27.5°	1026.9	1019.5	983.0	916.9	877.1	891.9	905.4	923.1	926.0	932.1	940.7
30°	1015.4	1009.7	974.8	904.6	873.0	917.3	958.4	978.5	985.5	992.4	1003.5
32.5°	1003.1	998.2	970.7	911.2	896.0	970.7	1039.2	1066.7	1070.8	1076.6	1088.1
35°	1002.3	1000.7	988.8	953.0	965.4	1068.4	1161.1	1180.0	1191.5	1194.4	1199.3
37.5°	1010.9	1014.2	1024.5	1020.8	1065.1	1213.7	1320.8	1358.6	1367.6	1362.7	1367.2
40°	1031.0	1039.2	1077.4	1124.6	1217.4	1389.3	1538.3	1581.8	1591.7	1588.8	1587.6
42.5°	1094.6	1105.7	1162.0	1262.9	1375.8	1571.2	1740.3	1787.1	1790.3	1792.0	1781.3
45°	1194.4	1200.5	1275.2	1404.1	1547.4	1767.0	1941.8	1993.9	1991.9	1983.7	1975.9
47.5°	1307.7	1320.4	1409.9	1565.8	1724.7	1948.0	2145.8	2196.7	2201.2	2193.8	2179.4
50°	1410.7	1420.5	1521.5	1706.6	1881.1	2098.6	2317.8	2369.1	2368.3	2372.4	2376.5
52.5°	1492.0	1501.0	1597.0	1800.6	1996.0	2225.0	2447.5	2510.7	2520.5	2527.1	2535.3
55°	1533.8	1543.3	1631.9	1839.6	2065.8	2348.6	2597.3	2688.0	2704.8	2719.6	2733.1
57.5°	1534.6	1547.0	1628.2	1836.7	2101.9	2459.0	2795.5	2958.5	2982.3	3020.0	3066.4
60°	1509.6	1526.8	1599.9	1810.0	2143.3	2598.9	3122.2	3434.2	3481.0	3547.0	3606.6
62.5°	1444.3	1461.6	1526.8	1742.3	2191.8	2778.3	3594.2	4051.5	4151.2	4224.3	4342.1
65°	1341.3	1357.7	1412.7	1630.3	2153.2	2919.9	3946.0	4494.3	4596.1	4687.7	4826.0
67°	1249.4	1251.0	1297.4	1501.8	2003.0	2876.0	4016.6	4553.4	4647.4	4740.2	4900.7
67.5°	1217.0	1226.0	1262.1	1459.1	1945.9	2843.5	3988.7	4521.4	4612.5	4711.5	4875.2
70°	983.8	986.3	1021.2	1164.0	1544.1	2357.6	3582.7	4113.0	4175.4	4320.3	4481.2
72.5°	600.1	596.0	607.0	712.9	1016.3	1632.7	2868.6	3386.1	3471.5	3595.1	3703.8
75°	330.4	350.1	363.7	437.1	570.9	960.0	1953.3	2449.9	2575.1	2648.6	2670.3
77.5°	201.9	200.3	206.5	282.0	468.3	656.7	1079.1	1437.4	1507.1	1528.1	1447.2
80°	96.0	99.7	98.5	116.2	227.0	554.1	754.4	923.1	958.4	978.5	1004.8
82.5°	52.5	54.6	62.0	69.4	89.5	238.5	651.0	851.3	875.1	909.5	948.1
85°	32.8	34.5	47.6	50.1	55.0	73.5	271.3	497.5	517.6	586.1	607.9
87.5°	13.5	14.8	25.9	23.4	27.9	25.9	82.1	126.4	134.2	142.8	158.4
90°	0.0	0.0	0.0	0.0	0.0	0.0	0.0	0.0	0.0	0.0	0.0



REPORT NUMBER: P145312

CATALOG NUMBER: VPL-E02-LED-E1-GL3-7060

**CANDELA DISTRIBUTION (continued):**

	65°	66°	67°	67.5°	68°	69°	70°	71°	72°	73°	74°
0°	648.1	648.1	648.1	648.1	648.1	648.1	648.1	648.1	648.1	648.1	648.1
2.5°	663.7	663.3	661.6	661.2	662.0	662.0	661.2	660.0	659.6	659.2	658.3
5°	683.4	682.6	681.3	680.5	680.1	680.1	678.9	677.6	676.4	674.8	674.4
7.5°	706.8	706.8	706.4	705.1	703.9	702.3	701.0	699.8	698.6	697.8	696.5
10°	737.6	739.2	736.3	735.5	735.1	732.6	732.2	731.0	730.2	728.1	728.1
12.5°	774.1	772.5	772.0	770.4	770.4	769.2	768.8	768.3	767.5	765.9	765.5
15°	804.5	804.5	804.1	803.2	804.1	803.2	802.0	802.8	801.6	802.0	800.8
17.5°	829.1	830.7	830.3	830.7	830.3	830.3	831.1	831.1	832.0	830.3	830.7
20°	849.6	852.1	853.3	852.5	853.3	853.7	855.8	856.6	857.8	858.6	858.6
22.5°	871.0	874.2	876.7	876.7	878.3	880.0	883.7	884.5	887.4	887.0	889.0
25°	900.9	906.3	907.9	910.4	912.4	915.3	919.8	921.9	923.1	926.0	929.2
27.5°	946.9	953.5	954.7	957.6	962.9	964.5	969.5	971.5	976.0	982.2	983.4
30°	1009.7	1017.9	1018.3	1021.6	1027.7	1029.8	1033.9	1039.2	1042.9	1049.1	1049.5
32.5°	1095.1	1103.3	1102.0	1108.2	1107.8	1113.9	1112.7	1120.9	1124.2	1127.5	1136.5
35°	1208.8	1207.9	1214.1	1216.1	1214.9	1219.8	1219.0	1222.7	1226.0	1226.0	1235.8
37.5°	1372.5	1371.3	1370.5	1361.8	1359.8	1360.2	1358.6	1361.8	1356.5	1356.5	1367.2
40°	1592.1	1584.7	1579.0	1573.2	1567.5	1559.7	1553.1	1551.5	1542.4	1542.0	1537.9
42.5°	1783.0	1776.0	1771.9	1760.8	1755.1	1753.8	1737.8	1733.3	1730.8	1732.5	1728.4
45°	1983.3	1975.9	1960.3	1955.3	1953.7	1945.1	1942.6	1931.5	1928.3	1934.0	1932.0
47.5°	2189.7	2179.0	2170.4	2164.7	2162.6	2155.2	2144.6	2153.6	2149.1	2145.8	2139.6
50°	2375.2	2363.3	2363.3	2353.1	2354.7	2349.8	2338.7	2341.2	2328.4	2333.4	2330.1
52.5°	2530.8	2531.6	2535.7	2524.2	2526.3	2526.3	2522.6	2510.7	2514.0	2512.3	2520.1
55°	2728.6	2742.2	2734.8	2736.8	2739.3	2750.8	2759.0	2752.0	2740.5	2749.6	2774.6
57.5°	3074.6	3086.9	3094.3	3100.1	3109.5	3114.8	3159.2	3165.3	3152.2	3179.3	3235.1
60°	3676.3	3691.1	3713.3	3742.4	3748.6	3785.9	3808.9	3836.0	3845.8	3869.2	3929.2
62.5°	4399.9	4433.2	4437.3	4474.2	4503.0	4468.1	4477.1	4510.3	4472.6	4524.3	4526.8
65°	4873.6	4922.0	4923.7	4937.2	4947.9	4915.0	4900.3	4885.5	4849.8	4847.7	4883.4
67°	4954.9	4999.2	5017.7	5024.2	5022.6	5005.8	4981.5	4938.9	4904.4	4884.7	4899.4
67.5°	4931.9	4975.4	5001.2	5007.4	5007.8	4991.4	4969.2	4922.8	4890.4	4868.3	4883.9
70°	4554.3	4656.1	4700.4	4677.4	4690.5	4690.5	4689.7	4647.0	4631.0	4609.7	4601.5
72.5°	3786.7	3857.3	3913.6	3883.6	3887.3	3915.2	3908.6	3913.2	3867.2	3862.3	3786.3
75°	2712.6	2735.2	2716.3	2737.6	2622.7	2581.7	2511.9	2410.1	2383.4	2341.2	2214.7
77.5°	1441.1	1415.6	1365.1	1361.0	1313.8	1277.3	1232.1	1202.6	1127.9	1086.4	991.6
80°	1017.9	1030.2	1049.5	1061.0	1071.7	1079.9	1063.0	1015.8	953.5	883.7	817.6
82.5°	972.3	989.2	1000.7	1006.4	1002.3	989.2	950.6	905.4	822.1	761.8	690.4
85°	613.2	626.7	603.4	598.4	608.7	525.8	480.2	443.3	359.1	334.1	295.1
87.5°	164.6	173.6	174.0	168.7	165.4	145.7	128.9	114.1	94.4	88.7	71.8
90°	0.0	0.0	0.0	0.0	0.0	0.0	0.0	0.0	0.0	0.0	0.0





REPORT NUMBER: P145312

CATALOG NUMBER: VPL-E02-LED-E1-GL3-7060

**CANDELA DISTRIBUTION (continued):**

	75°	76°	77°	78°	79°	80°	81°	82°	83°	84°	85°
0°	648.1	648.1	648.1	648.1	648.1	648.1	648.1	648.1	648.1	648.1	648.1
2.5°	658.3	657.9	657.9	656.7	655.9	655.5	655.1	653.8	653.0	653.0	652.6
5°	673.9	673.1	671.9	671.5	669.8	669.0	667.4	666.6	665.3	664.5	664.1
7.5°	696.1	694.1	691.6	692.0	689.5	688.3	687.5	685.8	684.6	683.4	683.0
10°	725.7	725.3	722.8	723.6	719.1	721.1	717.0	717.5	715.0	712.5	712.1
12.5°	763.4	763.0	760.5	757.7	756.9	757.3	754.8	755.2	752.3	751.5	750.7
15°	799.5	798.7	797.5	795.4	794.2	793.8	793.0	792.2	789.7	789.7	786.8
17.5°	830.7	831.1	829.5	827.9	827.0	825.8	825.4	825.4	823.3	821.3	821.7
20°	858.2	859.1	859.1	857.8	858.2	857.4	857.0	857.8	855.8	855.0	853.7
22.5°	889.0	889.0	889.4	890.2	891.5	891.9	891.9	891.1	889.8	889.4	887.0
25°	931.7	930.1	932.1	932.9	932.9	935.0	934.2	934.6	935.0	933.8	932.5
27.5°	985.5	983.8	987.9	990.8	990.4	991.6	994.1	991.2	992.9	994.1	991.2
30°	1051.6	1055.7	1058.5	1060.6	1059.8	1063.5	1064.7	1064.3	1063.0	1065.1	1065.1
32.5°	1135.7	1133.6	1141.0	1145.5	1146.0	1145.1	1147.2	1149.6	1147.6	1150.9	1149.2
35°	1235.8	1237.1	1238.7	1243.6	1245.7	1242.4	1245.7	1248.6	1247.7	1248.2	1249.8
37.5°	1365.1	1367.2	1365.5	1366.0	1365.1	1380.7	1383.2	1385.7	1382.8	1380.3	1387.7
40°	1544.5	1544.5	1544.1	1549.4	1540.4	1550.2	1547.4	1554.3	1561.7	1557.6	1568.7
42.5°	1721.0	1730.8	1731.7	1723.9	1730.4	1741.1	1741.1	1745.6	1752.2	1745.6	1756.3
45°	1923.3	1935.6	1933.6	1946.7	1936.9	1949.2	1951.2	1945.5	1959.9	1961.5	1957.4
47.5°	2144.1	2146.6	2147.0	2151.5	2153.6	2163.4	2163.0	2173.7	2170.4	2154.0	2159.7
50°	2333.4	2339.5	2342.8	2345.7	2355.9	2362.9	2372.4	2374.0	2371.5	2366.6	2362.1
52.5°	2522.6	2537.4	2546.8	2572.2	2588.2	2601.0	2616.6	2622.3	2619.4	2618.2	2600.2
55°	2775.8	2811.1	2865.7	2901.0	2939.6	2962.2	2980.2	2989.3	2982.7	2986.0	2948.6
57.5°	3252.8	3335.7	3383.3	3443.6	3511.7	3540.1	3547.9	3579.9	3544.6	3509.3	3481.0
60°	3961.6	4037.9	4124.5	4186.5	4209.5	4287.9	4250.9	4209.5	4171.7	4098.7	4016.2
62.5°	4601.5	4700.0	4744.3	4802.2	4786.6	4780.0	4755.4	4689.3	4608.4	4499.7	4389.7
65°	4917.1	4972.5	5000.0	5018.9	5001.2	4955.7	4874.4	4776.7	4661.0	4520.2	4375.7
67°	4929.8	4955.3	4964.3	4946.2	4906.8	4835.8	4733.2	4594.9	4452.5	4291.2	4128.6
67.5°	4908.9	4925.7	4930.2	4901.9	4855.1	4778.4	4668.8	4521.0	4369.6	4202.1	4038.8
70°	4623.2	4610.9	4571.1	4532.1	4386.0	4283.0	4092.1	3934.5	3724.4	3570.4	3396.0
72.5°	3756.0	3699.7	3661.1	3488.8	3312.3	3210.1	3004.8	2816.5	2624.8	2478.2	2371.1
75°	2108.4	2067.4	1960.3	1869.2	1723.4	1590.1	1494.4	1374.6	1259.6	1191.5	1141.4
77.5°	952.6	835.2	754.4	652.2	527.0	423.6	314.4	290.6	247.9	237.2	213.8
80°	743.3	659.2	553.3	436.3	307.8	206.9	151.9	128.9	121.1	116.2	113.7
82.5°	620.2	511.0	430.1	305.4	195.4	131.3	98.9	89.5	83.7	79.6	75.9
85°	265.1	209.7	172.8	123.5	87.8	69.4	60.7	55.4	50.1	45.6	42.7
87.5°	62.0	47.6	43.5	36.9	34.9	34.5	34.1	32.4	30.4	27.9	25.0
90°	0.0	0.0	0.0	0.0	0.0	0.0	0.0	0.0	0.0	0.0	0.0



REPORT NUMBER: P145312

CATALOG NUMBER: VPL-E02-LED-E1-GL3-7060

**CANDELA DISTRIBUTION (continued):**

	86°	87°	88°	89°	90°	95°	105°	115°	125°	135°	145°
0°	648.1	648.1	648.1	648.1	648.1	648.1	648.1	648.1	648.1	648.1	648.1
2.5°	652.2	651.8	651.0	649.7	649.7	648.1	642.8	639.1	635.0	632.5	630.0
5°	663.3	662.9	660.8	659.6	658.8	655.5	646.4	639.5	632.1	626.7	622.6
7.5°	681.7	680.5	678.9	678.1	675.6	671.5	658.3	648.5	637.8	629.2	622.2
10°	711.7	709.7	707.2	704.7	705.6	699.0	683.8	669.4	653.8	640.3	630.8
12.5°	748.2	748.2	747.0	745.4	742.5	735.1	714.6	697.8	678.9	662.0	655.1
15°	786.8	784.8	782.7	780.3	779.8	770.0	751.5	732.2	712.5	698.2	690.0
17.5°	818.4	819.2	816.4	815.5	814.7	804.9	785.2	767.9	753.6	738.4	725.3
20°	852.1	850.4	849.6	848.4	848.0	839.8	824.2	813.5	800.8	777.8	743.3
22.5°	888.2	886.1	887.0	884.5	884.1	878.3	866.9	863.6	844.7	796.3	736.3
25°	935.0	931.3	932.5	932.5	932.9	927.6	926.4	920.6	873.0	791.7	708.4
27.5°	990.8	992.4	992.4	992.0	989.2	990.8	996.6	976.9	882.9	767.9	666.6
30°	1063.5	1064.3	1065.1	1068.0	1061.8	1072.5	1079.5	1016.7	875.5	735.1	614.0
32.5°	1151.7	1148.4	1150.1	1151.7	1153.8	1164.8	1160.7	1036.8	853.7	690.4	548.8
35°	1249.0	1255.1	1256.8	1260.5	1264.6	1281.4	1234.2	1040.9	820.5	630.4	465.4
37.5°	1393.9	1403.7	1403.7	1416.8	1409.0	1429.6	1299.9	1031.0	770.0	547.1	371.5
40°	1576.5	1581.0	1585.5	1587.2	1583.1	1580.6	1343.0	1006.8	699.0	442.5	271.7
42.5°	1762.8	1761.2	1761.6	1764.5	1753.4	1707.0	1369.6	964.5	610.7	330.4	195.0
45°	1963.6	1956.6	1954.5	1948.8	1938.9	1841.2	1384.8	905.0	494.6	232.3	153.1
47.5°	2158.9	2150.3	2137.2	2121.2	2102.3	1949.2	1383.2	827.9	379.2	166.2	135.0
50°	2359.2	2344.0	2315.7	2300.1	2268.1	2056.3	1373.7	742.1	272.9	137.5	126.4
52.5°	2588.2	2561.2	2534.9	2503.7	2450.8	2188.1	1359.4	645.6	199.1	126.0	120.7
55°	2929.7	2885.4	2842.3	2777.5	2726.2	2364.6	1335.2	541.8	157.2	121.5	117.4
57.5°	3400.5	3325.0	3270.4	3183.0	3100.9	2608.8	1309.3	447.4	140.4	120.3	115.7
60°	3930.4	3816.7	3714.9	3607.4	3513.8	2913.7	1295.8	373.5	136.7	121.5	116.2
62.5°	4262.9	4128.6	4001.4	3870.1	3735.4	3059.4	1237.1	322.6	138.3	126.8	119.4
65°	4221.0	4072.8	3934.5	3774.4	3647.6	2921.9	1087.7	272.9	141.2	136.3	128.5
67°	3938.6	3794.9	3637.3	3480.5	3357.4	2660.5	918.2	229.8	144.5	146.9	138.3
67.5°	3863.1	3701.4	3542.5	3398.5	3265.1	2579.6	873.8	219.2	145.3	149.8	141.6
70°	3221.6	3093.5	2907.6	2800.9	2704.4	2091.2	651.8	170.3	147.8	162.5	157.2
72.5°	2254.1	2130.2	2032.9	1974.6	1918.4	1519.5	458.5	135.9	144.1	169.5	164.2
75°	1138.6	1110.2	1076.2	1057.3	1058.1	883.3	276.2	115.7	135.4	162.5	149.0
77.5°	224.9	219.2	221.6	242.6	238.9	272.1	137.1	98.1	115.3	125.2	107.1
80°	108.8	105.1	101.8	101.0	98.9	94.8	86.2	81.7	93.6	82.5	71.0
82.5°	70.6	66.5	64.8	61.6	62.0	67.3	75.1	78.4	75.9	57.1	48.0
85°	39.8	39.4	38.6	39.4	41.0	53.8	80.4	73.5	61.2	40.2	36.1
87.5°	23.8	22.6	23.0	23.4	24.2	39.8	63.6	52.9	39.0	20.9	21.3
90°	0.0	0.0	0.0	0.0	0.0	0.0	0.0	0.0	0.0	0.0	0.0



REPORT NUMBER: P145312

CATALOG NUMBER: VPL-E02-LED-E1-GL3-7060

**CANDELA DISTRIBUTION (continued):**

	155°	165°	175°	180°
0°	648.1	648.1	648.1	648.1
2.5°	629.6	628.0	628.0	627.6
5°	619.4	616.9	616.5	616.5
7.5°	617.7	614.4	614.0	612.8
10°	625.1	623.9	624.3	623.1
12.5°	648.5	650.1	651.8	651.8
15°	684.2	683.0	685.0	683.0
17.5°	710.5	699.8	697.3	696.1
20°	711.3	689.1	681.7	680.5
22.5°	685.8	653.0	640.7	638.6
25°	642.8	601.3	585.7	584.1
27.5°	588.6	542.2	519.2	518.4
30°	523.3	468.3	439.2	434.7
32.5°	443.7	378.4	347.6	337.8
35°	351.7	284.8	256.1	255.3
37.5°	262.7	210.6	192.1	191.3
40°	192.5	165.4	158.4	157.2
42.5°	157.2	146.1	143.2	142.0
45°	140.8	136.3	134.6	133.4
47.5°	130.9	128.1	126.8	126.8
50°	123.1	122.3	121.5	121.5
52.5°	117.8	117.4	116.6	116.2
55°	113.3	111.6	112.1	111.6
57.5°	110.4	107.9	107.9	107.9
60°	108.8	104.3	104.3	104.7
62.5°	109.2	102.2	101.8	101.8
65°	112.5	101.0	98.5	98.9
67°	116.6	99.7	94.8	94.4
67.5°	117.8	98.9	93.6	93.2
70°	122.7	96.5	87.4	86.6
72.5°	123.5	92.8	81.3	80.4
75°	114.9	87.8	76.3	74.3
77.5°	89.5	75.5	69.0	69.0
80°	62.8	57.9	49.3	48.8
82.5°	46.0	43.5	36.1	35.3
85°	33.7	31.6	26.7	26.7
87.5°	20.9	20.1	17.2	16.4
90°	0.0	0.0	0.0	0.0

(END OF REPORT)